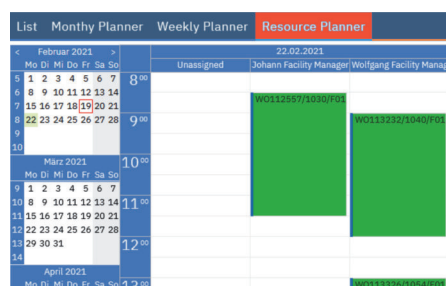


EAM FlexCalendar Maximo data in a graphical calendar view

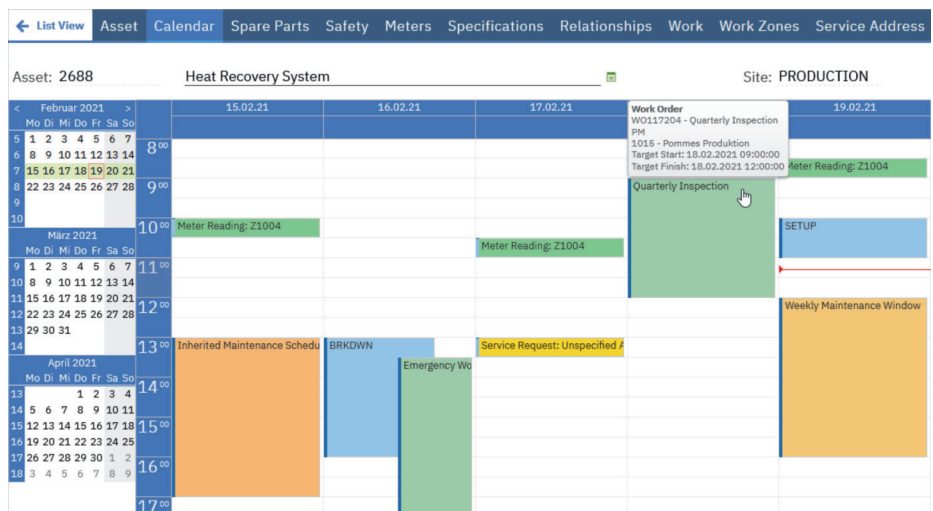
View, change and create data in an intuitive UI

The easiest way to create or view time-based events is to visualize them in a calendar view.

EAM FlexCalendar provides that capability directly in Maximo. The configurable calendar control can be activated in any Maximo application. So, no matter what use case you have in mind, EAM FlexCalendar makes it possible. The configuration will be done using standard Application Designer in Maximo. The sky is the limit.



Work Order tracking: Filter for a list of Work orders and move them around in a monthly view for a high-level planning. After that, you can switch to a weekly view for a more detailed planning. Finally assign the work orders to your technicians by simply drag and drop. Making assignments has never been easier.

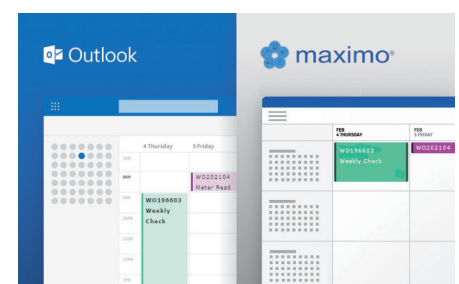


Asset Application: Get an immediate overview on all events relevant for a specific asset. For example Work Orders, Service Requests, Meter Readings, Maintenance windows or Downtimes. Based on the configuration, downtimes or Service Requests can be entered highlighting the timeframe and entering the details.

People Application: Manage absences in a calendar and gain a perfect overview on the availability of your employees.

Quick reporting: Enter labor reports in the calendar, making sure there are no overlaps with existing transactions of the same labor.

Outlook Integration: If you want to see your Work order assignments in Outlook, on your mobile phone or any other calendar tool, you can use the Outlook integration. If the timing of an existing Work order changes, your calendar will be updated automatically. This gives a complete overview of all your appointments.





EAM FlexCalendar



ADVANTAGES AND ADDED VALUE

The calendar control is easy to use and configure. It allows you to visualize and avoid overlaps of events effortlessly. Furthermore there are no limitations on different data sources within a single calendar view.

There is no additional user training required and moving events to different dates can simply be done by drag-and-drop. Extend or shorten the time period simply by dragging the time bar.



TECHNICAL SPECIFICATIONS

Maximo Version: EAM FlexCalendar is available for Maximo 7.6.1 and Maximo Application Suite 8.5+
Compatibility: No impairment of the release capability
Installation: Delivered as an installation package

Fully compatible with Maximo standard functionality (e.g. labor reporting, maintenance windows, work planning, etc.). Can easily deployed in existing environments.



LICENSING

The license cost is based on the number of active users in the system. Customers can choose a perpetual or subscription model.

If your Maximo usage is based on the EAM MaaS Package, EAM FlexCalendar is already entitled and included free of charge.